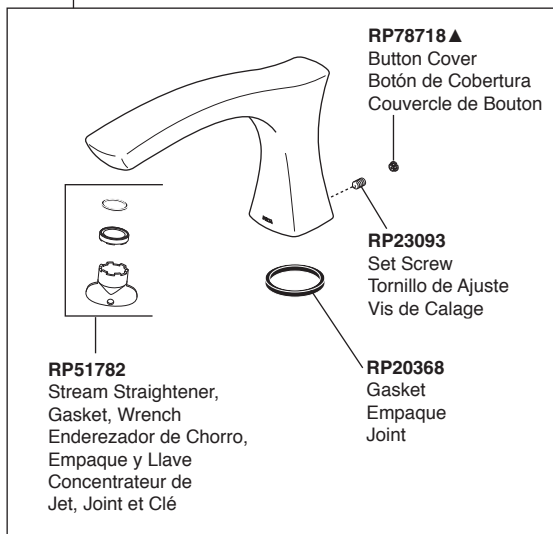


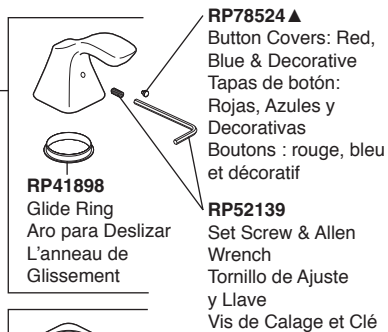
Models/Modelos/Modèles T2752 & T4752 Series/Series/Seria

Model / Modelo / Modèle T2752

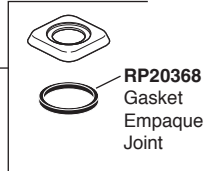
RP78517 ▲
Spout Assembly
Ensamble del Tubo de Salida
Bec



RP78518 ▲
Handle and Glide Ring
Manija y Aro
para Deslizar
Manette et L'anneau
de Glissement

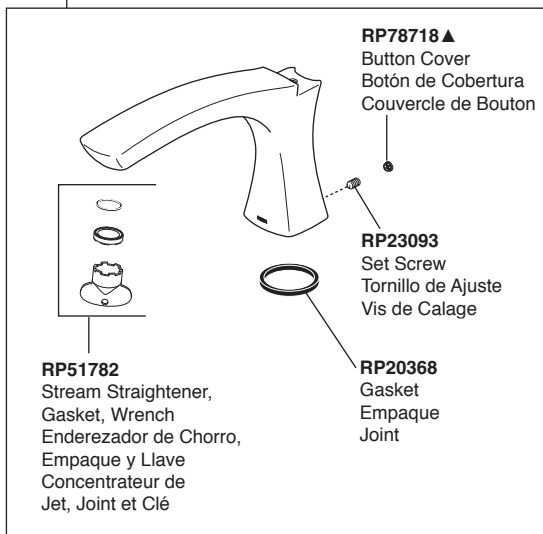


RP78519 ▲
Handle Base w/Gasket
Base de la Manija con
Empaque
Embase de manette
avec Joint



Model / Modelo / Modèle T4752

RP78520 ▲
Spout Assembly
Ensamble del Tubo de Salida
Bec

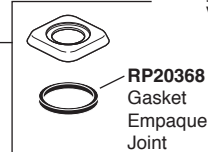


RP78518 ▲
Handle and Glide Ring
Manija y Aro
para Deslizar
Manette et L'anneau
de Glissement

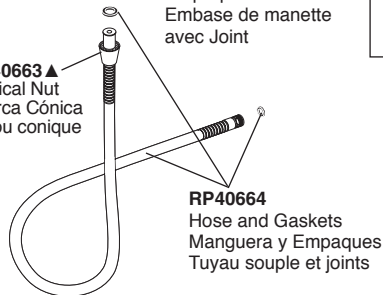


RP78522 ▲
Hand Shower Base
Base para la regadera
de mano
Base de la douche
à main

RP78519 ▲
Handle Base w/Gasket
Base de la Manija con
Empaque
Embase de manette
avec Joint



RP40663 ▲
Conical Nut
Tuerca Cónica
Ecrou conique



▲ Specify Finish ▲ Especificar el Acabado ▲ Précisez le Fini